



# G.D. DAY PUBLIC SCHOOL BHANDARKOLA, SATAR

## WINTER BREAK WORKSHEET

CLASS – UKG

SUB- ENGLISH

1. Choose the correct option :-



The egg is \_\_\_\_\_ the nest.  
(in, on, under)



The girl is \_\_\_\_\_ the tree.  
(in, on, under)



A jug is \_\_\_\_\_ the table.  
(in, on, under)



A bear is \_\_\_\_\_ the jungle.  
(in, on, under)



Man is sitting \_\_\_\_\_ a tree.  
(in, on, under)




A key is \_\_\_\_\_ a lock.  
(in, on, under)

2. Fill in the blanks with **This** and **That**.

## This / That




1. ....is an apple.




2. ....is a dog..




3. ....is a cat.



4. ....is a doll.



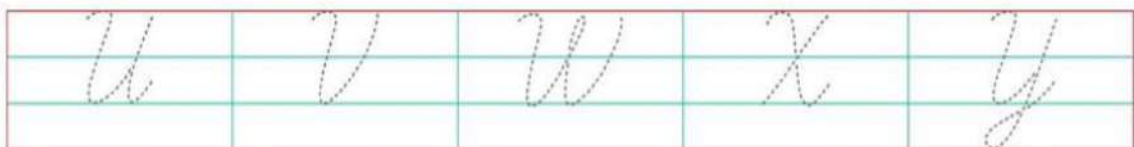
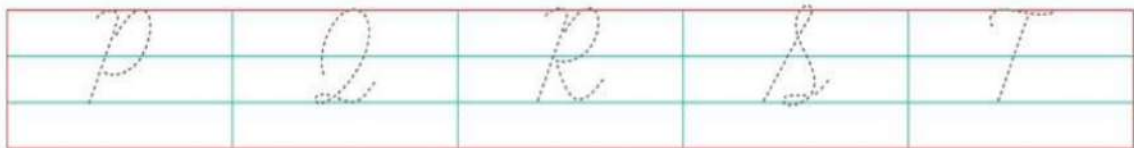
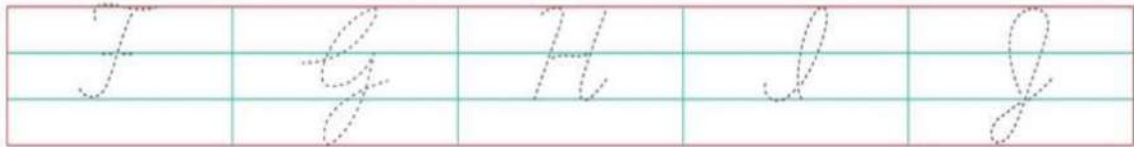
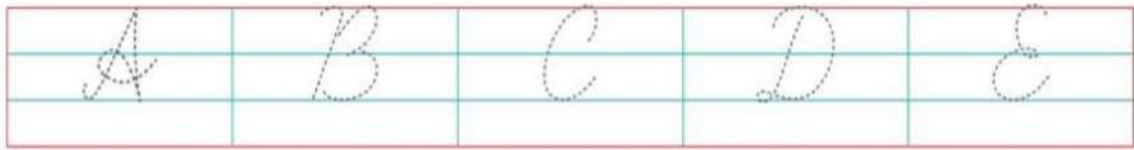
5. ....is a hat.



6. ....is a bag.



3. Write the alphabets in cursive.



4. Circle each word that is spelled correctly. Write it correctly in the space.



fish dish fish fist

\_\_\_\_\_



top tip fop top

\_\_\_\_\_



nest nest nast mest

\_\_\_\_\_



bell ball bell fell

\_\_\_\_\_



duck buck deck duck

\_\_\_\_\_





bed bad dad bed


\_\_\_\_\_

5. Write in the correct vowel sound to complete each word.

| Vowels |   |   |   |   |
|--------|---|---|---|---|
| a      | e | i | o | u |

1) \_ pple 

5) b \_ nch 

2) s \_ t 

6) v \_ n 

3) d \_ g 

7) b \_ s 

4) r \_ d 

8) p \_ g 

6. Learn two words from each alphabet.

7. Project – Write 5 vowel words from each vowel using crayons on a chart paper.

\*\*\*\*\*



# G.D. DAY PUBLIC SCHOOL

## BHANDARKOLA, SATAR



### WINTER BREAK WORKSHEET



CLASS – UKG



SUB - MATHS



I. Add the pictures and write the correct number.

  +   =

  +   =

  +   =

  +   =

  +   =

II. Subtract the following.

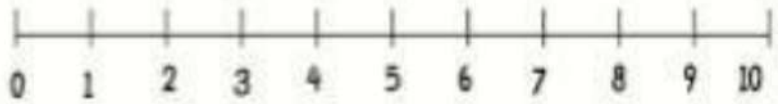
|                      |                      |                      |                      |                      |
|----------------------|----------------------|----------------------|----------------------|----------------------|
| 7                    | 3                    | 8                    | 9                    | 7                    |
| -6                   | -3                   | -2                   | -3                   | -2                   |
| <input type="text"/> | <input type="text"/> | <input type="text"/> | <input type="text"/> | <input type="text"/> |

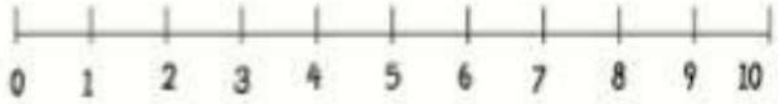
|                      |                      |                      |                      |                      |
|----------------------|----------------------|----------------------|----------------------|----------------------|
| 5                    | 7                    | 6                    | 6                    | 4                    |
| -2                   | -3                   | -2                   | -3                   | -2                   |
| <input type="text"/> | <input type="text"/> | <input type="text"/> | <input type="text"/> | <input type="text"/> |

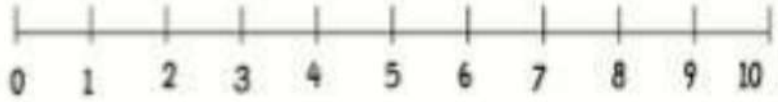
|                      |                      |                      |                      |                      |
|----------------------|----------------------|----------------------|----------------------|----------------------|
| 7                    | 5                    | 7                    | 6                    | 4                    |
| -5                   | -3                   | -4                   | -5                   | -4                   |
| <input type="text"/> | <input type="text"/> | <input type="text"/> | <input type="text"/> | <input type="text"/> |

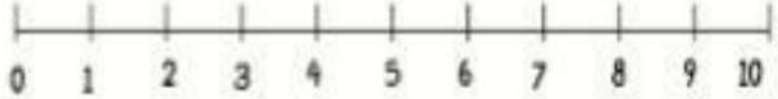
|                      |                      |                      |                      |                      |
|----------------------|----------------------|----------------------|----------------------|----------------------|
| 3                    | 2                    | 5                    | 8                    | 9                    |
| -2                   | -1                   | -5                   | -4                   | -4                   |
| <input type="text"/> | <input type="text"/> | <input type="text"/> | <input type="text"/> | <input type="text"/> |

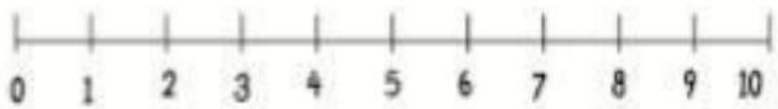
III. Addition on a number line.

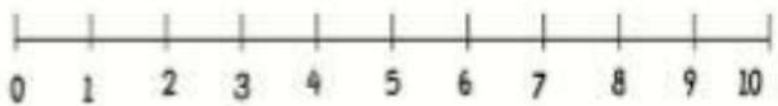
$2 + 7 = \square$  A horizontal number line with tick marks labeled from 0 to 10.


$4 + 3 = \square$  A horizontal number line with tick marks labeled from 0 to 10.

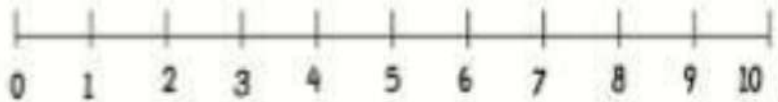
$5 + 4 = \square$  A horizontal number line with tick marks labeled from 0 to 10.

$4 + 6 = \square$  A horizontal number line with tick marks labeled from 0 to 10.

$5 + 2 = \square$  A horizontal number line with tick marks labeled from 0 to 10.

$3 + 6 = \square$  A horizontal number line with tick marks labeled from 0 to 10.

$2 + 4 = \square$  A horizontal number line with tick marks labeled from 0 to 10.










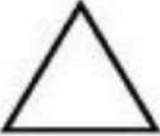

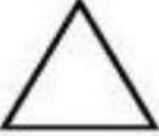




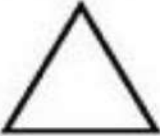











$3 + 5 = \square$  A horizontal number line with tick marks labeled from 0 to 10.



IV. Write what comes just :

| Before |    | After |  | Between |  |   |
|--------|----|-------|--|---------|--|---|
|        | 10 | 3     |  | 5       |  | 7 |
|        | 8  | 6     |  | 3       |  | 5 |
|        | 5  | 8     |  | 1       |  | 3 |
|        | 9  | 1     |  | 4       |  | 6 |
|        | 2  | 5     |  | 7       |  | 9 |
|        | 1  | 7     |  | 2       |  | 4 |
|        | 4  | 4     |  | 6       |  | 8 |
|        | 7  | 2     |  | 0       |  | 2 |

V. Draw the shape that comes next.

|   |   |   |  |  |
|---|---|---|--|--|
|    |    |    |    |  |
|    |    |    |    |  |
|    |    |    |    |  |
|   |   |   |   |  |
|  |  |  |  |  |
|  |  |  |  |  |
|  |  |  |  |  |

VI. Project – Write number names 1 to 10 using sketch pens in your scrapbook.

\*\*\*\*\*




# G.D. DAY PUBLIC SCHOOL BHANDARKOLA, SATAR

## WINTER BREAK WORKSHEET

CLASS – UKG

SUB - EVS

I. Match the halves.



II. Circle the healthy foods and cross out the unhealthy foods.



banana



French fries



milk



cake



avocado



muffin



honey



fish



tomato



canned juice



lettuce







ice cream

### III. Transport

Color the transportation pictures below.

Where do they move? Match the words with the pictures.












Air

Water

Land



IV. Name the transportation.

|            |       |            |
|------------|-------|------------|
| ship       | train | motorcycle |
| helicopter | lorry | bus        |
| aeroplane  | car   | bicycle    |

|   |   |   |
|---|---|---|
|    |    |    |
|   |   |   |
|  |  |  |
|   |   |   |
|  |  |  |
|   |   |   |

## V. Identify Living Things

Tick (✓) the living things and cross (X) the non-living things.



\*\*\*\*\*



# G.D. DAY PUBLIC SCHOOL BHANDARKOLA, SATARA

## WINTER BREAK WORKSHEET

CLASS – UKG

SUB - HINDI

1. चित्र पहचाने और स्वर से मिलाएँ ।



आ

ओ

ऐ

अं

उ

ऊ

ऋ

अ

ई

औ

इ

ए



1





2. रिक्त स्थान में चित्र देखकर सही व्यंजन वर्ण भरे।

|   |   |   |   |   |   |   |
|---|---|---|---|---|---|---|
|    | क | — | ग | — | ङ |    |
|    | — | छ | — | झ | ञ |    |
|    | — | ठ | ड | — | ण |    |
|    | त | थ | — | ध | — |    |
|    | प | — | ब | भ | — |    |
|   | य | र | — | — |   |   |
|  | श | — | स | — |   |  |

3. दो अक्षर वाले शब्दों को लिखें।

|          |   |    |
|----------|---|----|
| <b>क</b> | ल | कल |
|          | म | कम |
|          | प | कप |

|          |   |  |
|----------|---|--|
| <b>फ</b> | ल |  |
|          | न |  |
|          | ट |  |

|          |   |  |
|----------|---|--|
| <b>स</b> | र |  |
|          | ब |  |
|          | च |  |

|          |   |  |
|----------|---|--|
| <b>आ</b> | प |  |
|          | म |  |
|          | ग |  |

|          |   |  |
|----------|---|--|
| <b>ह</b> | म |  |
|          | ल |  |
|          | क |  |

|          |   |  |
|----------|---|--|
| <b>म</b> | न |  |
|          | ल |  |
|          | र |  |

4. चित्र देखकर नाम लिखें।



5. वर्णों को जोड़कर चार अक्षर वाले शब्द लिखें।

(क) उ + प + व + न =

(ख) अ + ज+ग + र =

(ग) श + र + ब + त =

(घ) ब + र + त + न =

(ङ) ट + म + ट + म =

(च) श + ल ग + म =

(छ) क + स + र + त =

(ज) ह + ल + च + ल =

(झ) स + र + प + ट =

(ञ) प + ल + ट + न =

(ट) ज + ल + च + र =

(ठ) ग + ड + ब + ड =

(ड) च + ट + प + ट =

6. अंगों के नाम का चित्र चार्ट पेपर में चिपकाए और उनके नाम लिखें।  
(शब्द अभ्यास पेज नंबर 42)

\*\*\*\*\*