


GEETA DEVI DAV PUBLIC SCHOOL CLASS- II

SESSION 2026-27




Summer Holiday Homework



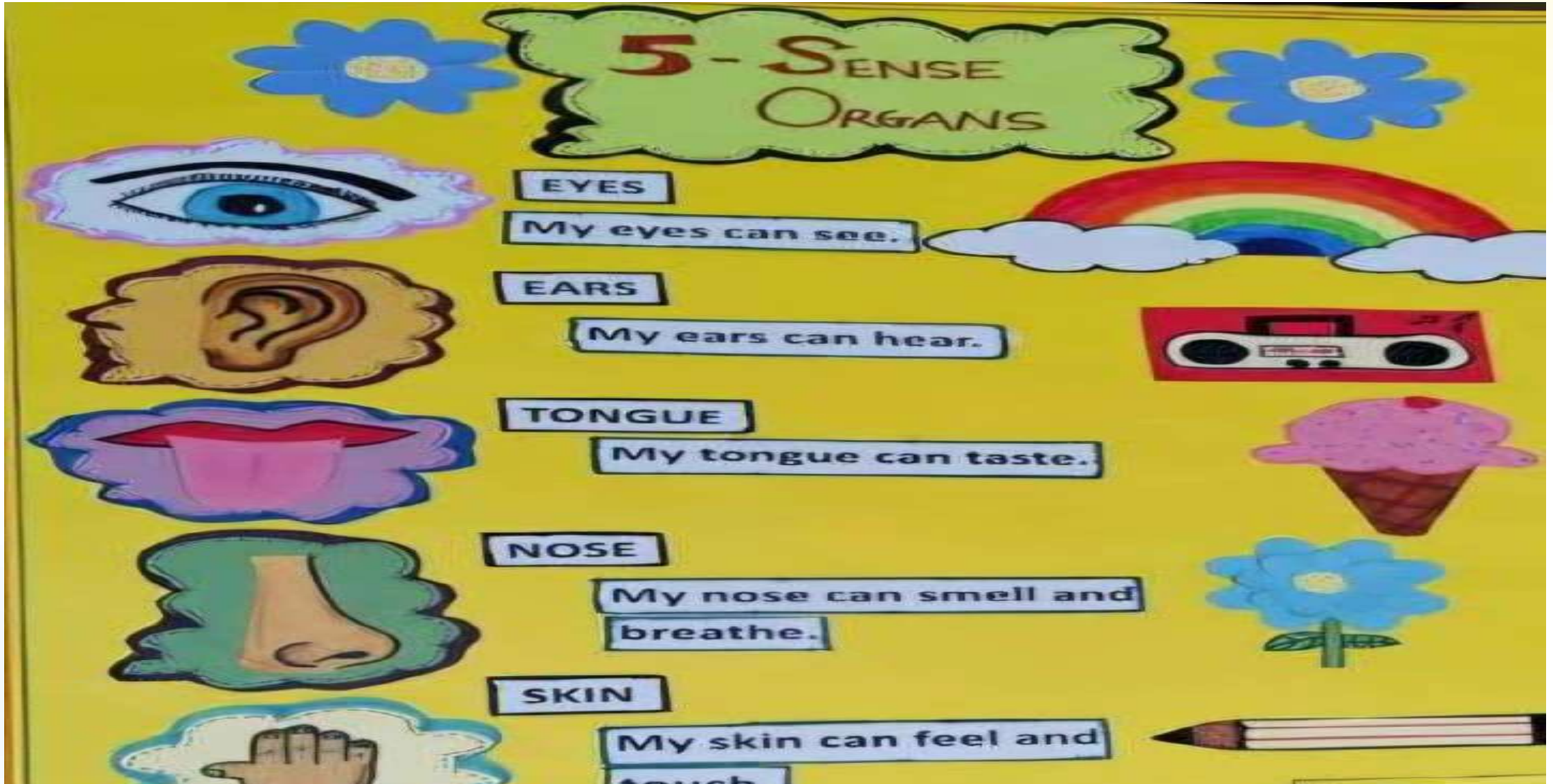
EVS: Assingment & Project

Dear students lots of waste is generated at home daily such as glass jarstoilet paper rolls, cardboard boxes and plastic bottles. Make two bird feedersusing these materials one for water and other for grains. Put grains/ food and water for birds. refill them daily to save birds from the scorching heat of summer. You can also keep a bowl of water for street animals. By using the waste material you also save the environment. Click pictures of the same, paste them on A4 sized sheet and write a slogan on save environment.

Water is essential for all living beings. It is a precious natural resource and should be used judiciously.



EVS: Assingment & Project














English: Assingment & Project

Worksheet - Am , Is , Are

I	Pronouns (he , she , it)	Singular nouns	Pronouns (We , You , They)	Plural nouns
am	is		are	

❖ Fill in the blanks with " am , is , are " .

- 1)  I _____ a girl.
- 2) That _____ an igloo. 
- 3)  We _____ friends. 
- 4) Mr. Rohit _____ my uncle. 
- 5)  She _____ a good dancer.
- 6)  I _____ going to school.
- 7) They _____ playing. 
- 8)  It _____ a cow.
- 9) The eggs _____ in the nest. 
- 10)  You _____ so smart.

English: Assingment & Project

Write these words in the correct box.

We They Teacher you Jack and Jill
Anil He Monkeys I It She John

Has


Have

Fill in the blanks with have , has.

1. We _____ to plan for the task.
2. The monkey _____ a yellow banana.
3. You _____ my toy car.
4. They _____ an exam tomorrow.
5. He _____ my book.
6. She _____ a newspaper.
7. I _____ four pencils.
8. Anil _____ many friends.



English: Assingment & Project

<h2>PEOPLE</h2>  <p>teacher</p>  <p>poke officer</p>  <p>friend</p>  <p>sister</p>	<h2>PLACES</h2>  <p>beach</p>  <p>park</p>  <p>house</p>  <p>zoo</p>
<h2>THINGS</h2>  <p>present</p>  <p>apron</p>  <p>cake</p>  <p>eraser</p>	<h2>ANIMALS</h2>  <p>flamingo</p>  <p>mon</p>  <p>cow</p>  <p>wha</p>

Maths: Assingment & Project

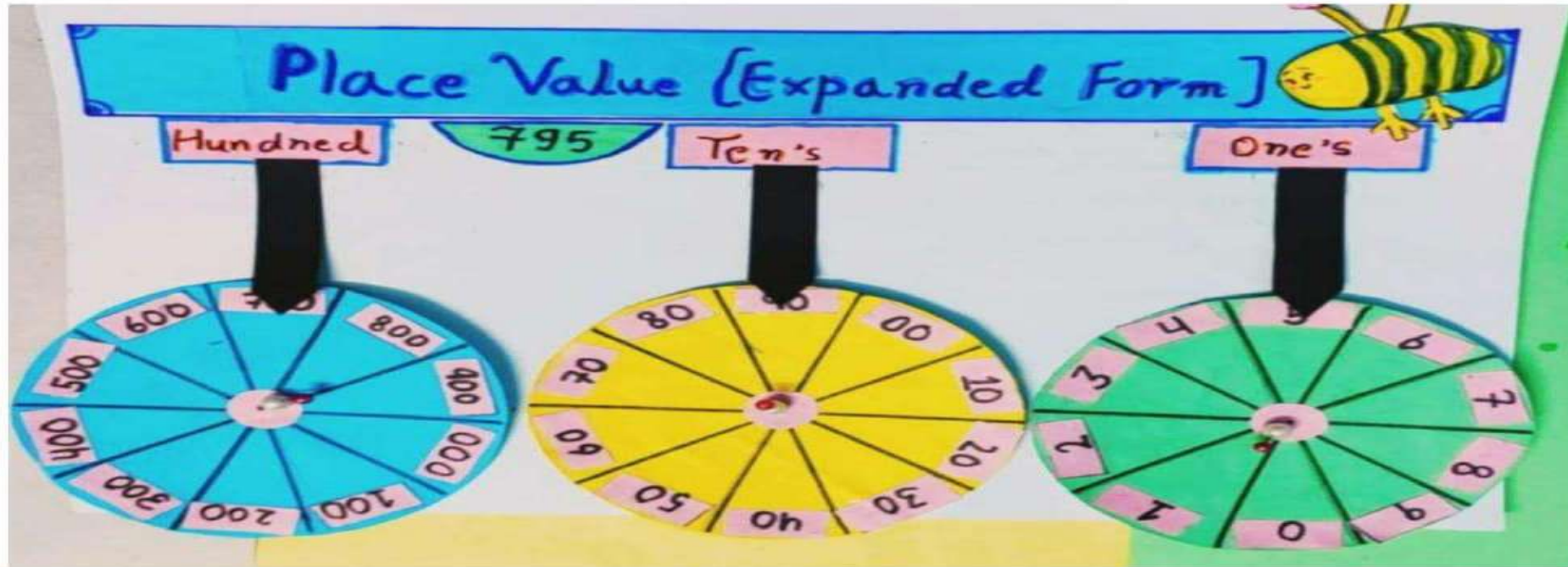


1. Create a scene using cuouts of different shapes. For example



These are just examples. Use your own creativity and create the best scene on A3 sized sheet you can.

Maths: Assingment & Project



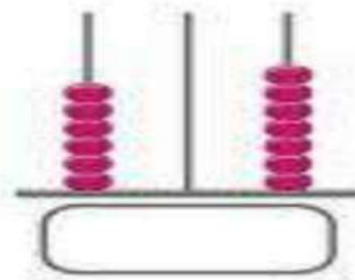
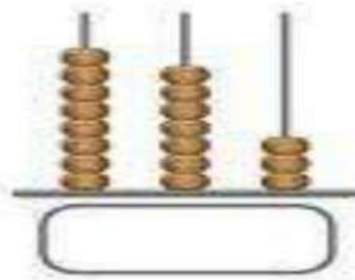

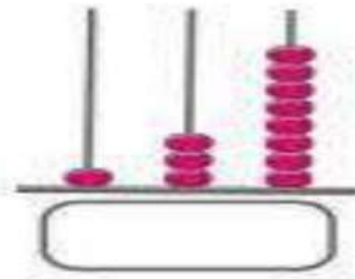
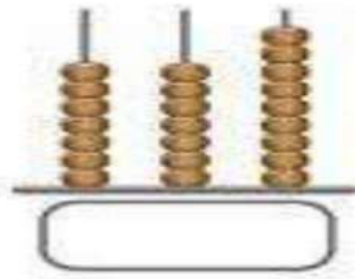
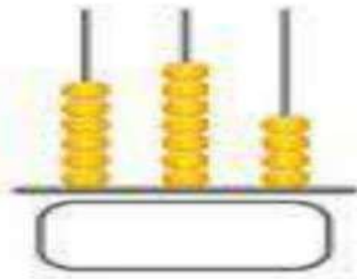
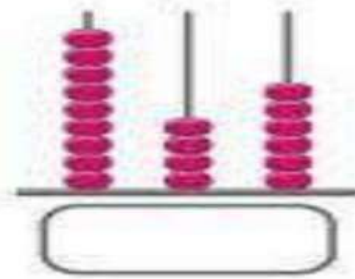
We should expand our hapiness and shorten our sorrows. Make an expanded form wheel for 3 digit numbers with the help of cardboard, colourful sheets etc (See picture for refrence).

*** Play this game thrice a week and write numbers and their number names on A-4 size pastel sheet.


**** Do the given Maths fun sheets.

Maths: Assingment & Project

PLACE VALUE - THREE DIGIT NUMBERS - NO.2



Maths: Assingment & Project




Hindi: Assingment & Project

Hindi: मात्रा Chakra

स्वर और मात्रा पहिया

Make a rotating Matra wheel to learn Hindi vowels easily!

- Cut two circles from cardboard.
- Write consonants on the inner circle.
- Write Matras on the outer circle.
- Spin and make new words!



Hindi: Assingment & Project

मेरी रोमांचक यात्रा
कक्षा: 2 | दिनांक: _____
नाम: _____

निर्देश: आप जहाँ घूमने गए थे, उसके बारे में 5 लाइनें लिखिए:

1. मैं  _____ घूमने गया/गयी।
(जगह का नाम)
2. मैं वहाँ  _____ गया/गयी।
(किसके साथ)
3. हमने वहाँ  _____, _____, _____ देखा।
और _____,  _____
4. मुझे वहाँ सबसे ज्यादा मज़ा _____ में
आया।
5. यह मेरी बहुत  _____ यात्रा थी।

 मेरी यात्रा का चित्र बनाइए 
चिपकाएं

Hindi: Assingment & Project

एकवचन - बहुवचन

निम्नलिखित शब्दों के बहुवचन शब्द लिखें

	एकवचन		बहुवचन
1.	 लड़की		लड़कियाँ
2.	 तितली		
3.	 खिड़की		
4.	 टहनी		
5.	 घड़ी		
6.	 मछली		

ॐ नैतिक शिक्षा ॐ

- पाठ -1 प्रार्थना याद करिए । पाठ -2 ,3 का पठन करिए ।
- प्रतिदिन सुबह गायत्री मंत्र का उच्चारण करिए।
- डी ए वी गान का सस्वर उच्चारण का अभ्यास करिए।
- नैतिक मूल्यों के विकास हेतु दिनचर्या में कुछ कार्य अवश्य करें ।
जैसे-
- घर के बड़े सदस्य में घर की मददगारों (Maids,servant, cook,driver) को प्रतिदिन प्रणाम करिए।
- पक्षियों के लिए पानी रखे।
- नीचे दिए गए दोनों मंत्र याद कीजिए ।

॥ शान्ति पाठ ॥

ॐ द्यौ शान्तिरन्तरिक्षः शान्तिः पृथ्वी
शान्तिरापः शान्तिः रोषध्वयः शान्तिः ।

वनस्पतयः शान्तिर्विश्वे देवाः

शान्तिब्रह्मा शान्तिः सर्वः शान्तिः

शान्तिरेव शान्तिः सा मा शान्तिरेधि ॥


ॐ शान्तिः शान्तिः शान्तिः ॐ

शांति पाठ याद करे

Art & Craft: Draw the picture in A-4 size paper ,colour it and paste it in your scrapbook



| Art & Craft: Draw the picture in A-4 size paper ,colour it and paste it in your scrapbook



THANK YOU

Do all assignments and project in A-4 size paper and submit it into a stick file.