

**G D DAV PUBLIC SCHOOL, BHANDARKOLA,
SATAR ROAD, DEOGHAR**

SESSION-2025-26

CLASS- LKG

**FUN & LEARNING ACTIVITIES FOR
SUMMER VACATION
HOMEWORK**



Dear parents

We wish you and your child a very happy summer holidays. It's time to enjoy and create a bond with family friends and relatives. To utilise this time in the most constructive way we have prepared summer fun activities for our tiny tots on the principle of “learning by doing” for his/ her holistic development.



Note:- Holidays homework must be effort of the child. Parents must act as guides and facilitators but not the substitute to do the work .

Do the tasks below to develop ***Fine Motor Skills.***

- ***Brush your teeth.***
- ***Hold crayons and draw as you wish.***
- ***Use spoon to feed yourself.***
- ***Turn the pages of your book.***
- ***Turn a key in a lock.***

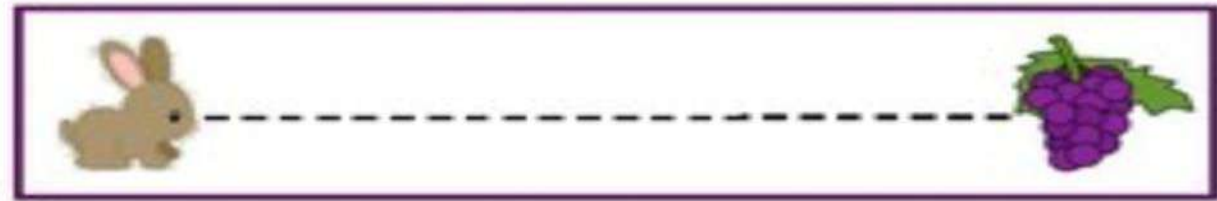
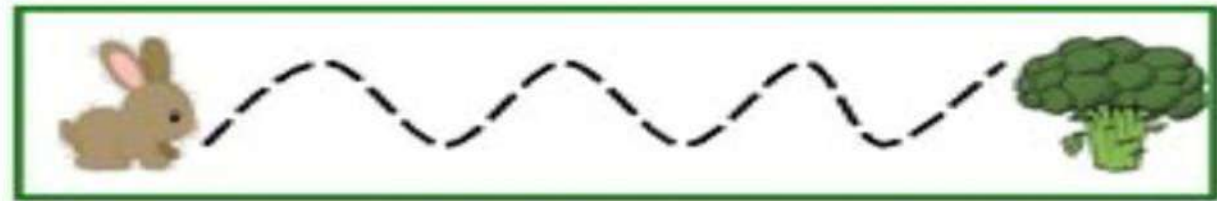
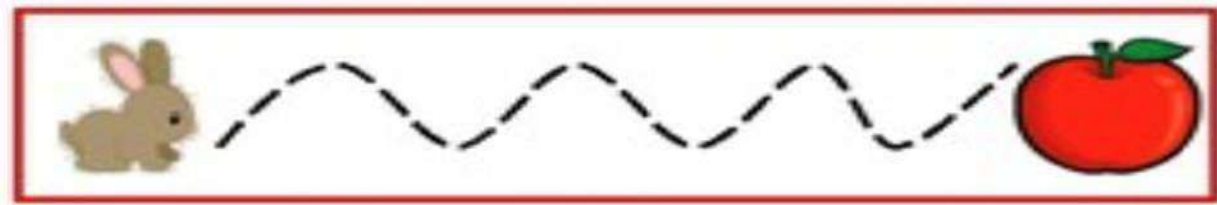
Do the tasks below to develop ***Gross Motor Skills.***

- ***Stand***
- ***Jump***
- ***Walk***
- ***Wave your arms***
- ***Throw and catch a ball***

English



Take a
printout of
this page.
Trace the
dots with
crayons and
paste it in 3
in 1 copy.



Take a printout
of this
page. Encircle
the same
picture and
colour it. Paste
this page in 3
in 1 copy.



Take a printout of this page. Match the things which go together with crayons and paste it in 3 in 1 copy.




Learn the given rhymes.

ONENESS

The sun is one,
The moon is one,
Above all the God is one!
The sky is one,
The earth is one,
Above all the God is one!

NATURE



BITS OF PAPER

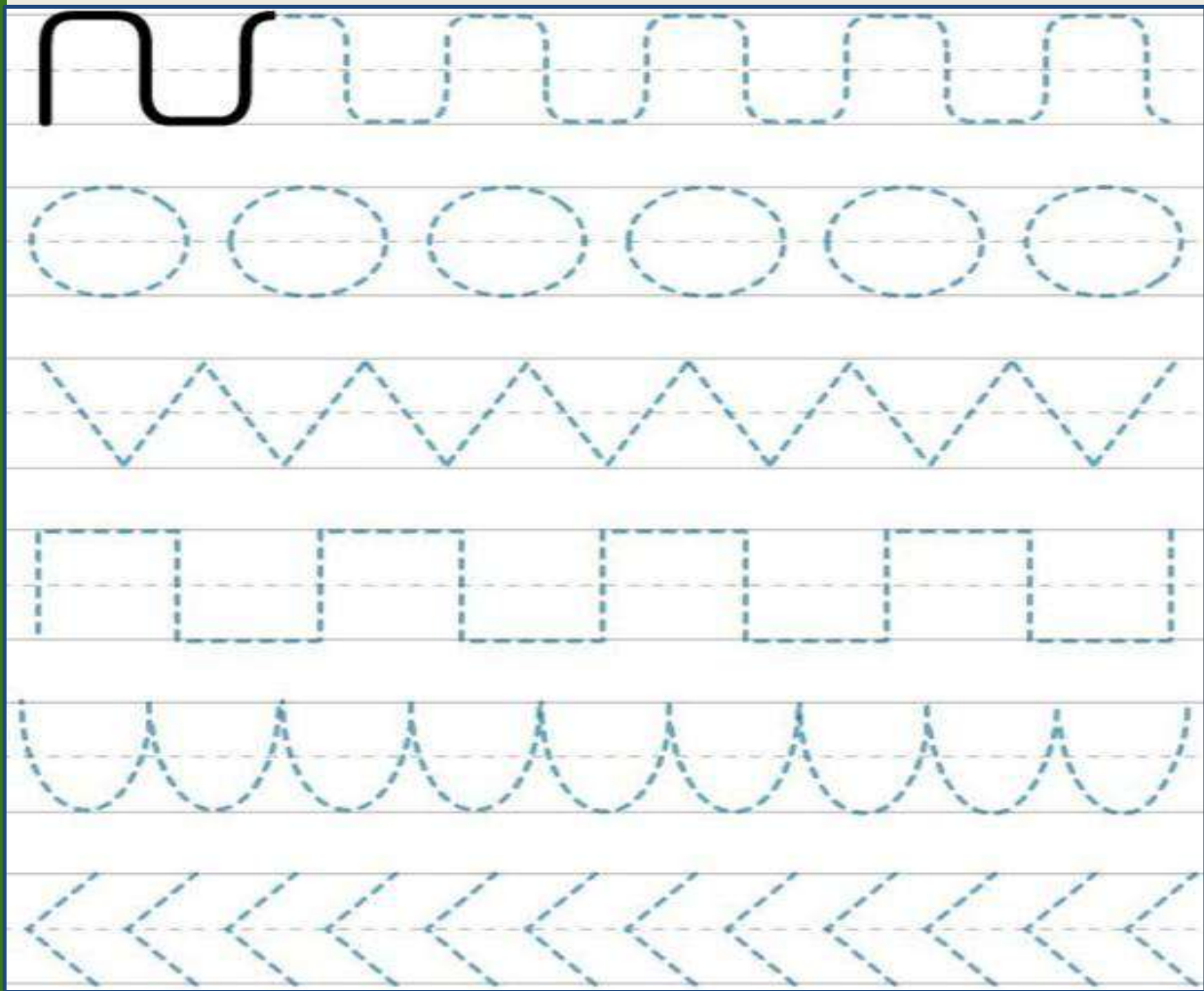
MANNERS

Bits of paper, bits of paper,
Lying on the ground, lying on the ground,
Makes the place untidy, makes the place untidy,
Pick them up, pick them up,
And throw them in the dustbin.



हिन्दी

बिंदुओं का
मिलान कर
रेखाओं का
निर्माण करें।
इस पृष्ठ को 3 -
1 कॉपी में
चिपकाएं।

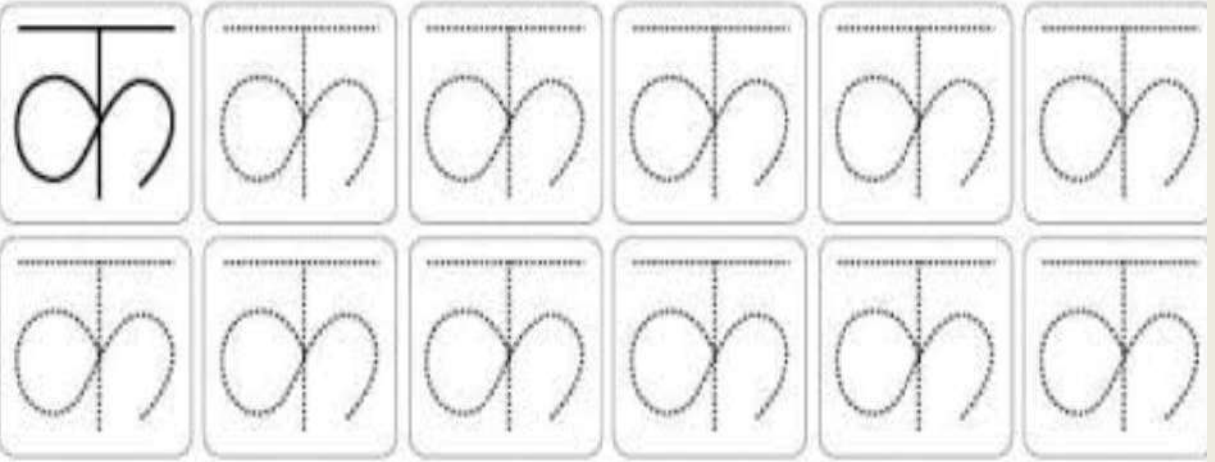


बिंदुओं का मिलान
कर अक्षर 'क' का
निर्माण करें और
कबूतर के चित्र में
रंग भरें। इस पृष्ठ
को 3 -1 कॉपी में
चिपकाएं।

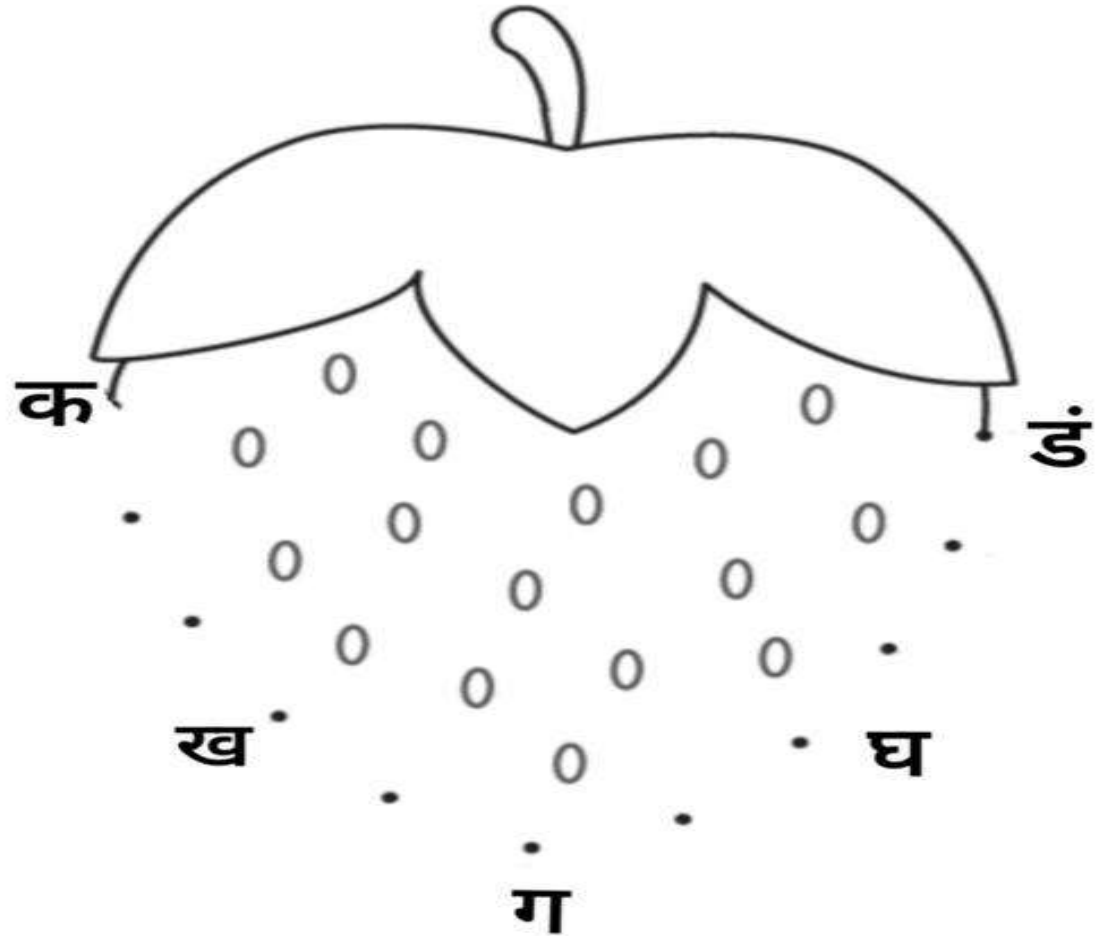
क



कबूतर



बिंदुओं का
मिलान कर चित्र
का निर्माण करें
और चित्र में रंग
भरें। इस पृष्ठ को 3
- 1 कॉपी में
चिपकाएं।



कविता:- तोता और मेरा परिवार कविता याद

तोता

ANIMALS / BIRDS

तोता हूँ, मैं तोता हूँ,
हरे रंग का होता हूँ,
चाँच मेरी लाल है,
सुंदर मेरी चाल है,
बागों में मैं रहता हूँ,
मीठे फल मैं खाता हूँ।



मेरा परिवार


पापा - पापा, मेरे पापा,
दूर - दूर ले जाते पापा।
मम्मी - मम्मी, मेरी मम्मी,
रोज़ खिलाती मेरी मम्मी।
दादा - दादा मेरे दादा,
सच बोलना सिखलाते दादा।
दादी - दादी, मेरी दादी,
कहानी रोज़ सुनाती दादी।
भैया - भैया, मेरे भैया,
मुझे रोज़ समझाते भैया।
मेरे घर में सब हैं प्यारे,
अच्छे-अच्छे, न्यारे-न्यारे !



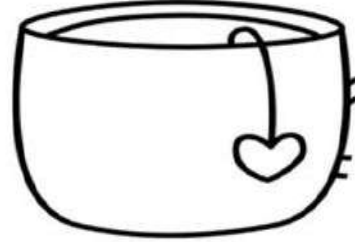
MATHEMATICS



**Draw what is
missing in
each picture
and fill colour.
Paste it in 3 in
1 copy**



Draw the missing hands.



Draw the missing handle.




Complete the missing
handle.




Add the missing legs.

Complete the pattern by drawing the correct picture. Paste this page in 3 in 1 copy.

















Match the
objects to
its shadow.
Paste it in
3 in 1 copy.



EV S



See the
picture and
(✓) the
correct
options. Past
e this page
in EVS copy .

Put a (✓) for good habit and a (X) for bad one in the box, under the appropriate picture. Paste this page in EVS copy.



Pulling hair

☐

Sharing

☐

Pushing

☐

Yelling

☐

Greeting each other

☐

Saying 'Thank You!'

☐

Obeying traffic rules

☐

Teasing animals

☐


Keeping room tidy

☐

ACTIVITY




बिंदी की सहायता से
अक्षर क, ख, ग और
घ का निर्माण करें।
इस क्रियाकलाप को
स्क्रेप बुक में
चिपकाएं



**Make a bunch
of balloons
with thumb
print. Do this
activity in scrap
book.**



**Make an apple
with the help of
tearing and
pasting colourful
papers. Do this
activity in scrap
book.**



"During the summer vacation, take a family picture with your family from the place you're visiting and paste it in a scrapbook."

This is a lovely activity to:

1. Capture memories
2. Create a keepsake
3. Cherish moments with loved ones

A vibrant, cartoon-style illustration for a summer holiday. The background is a warm orange with wavy lines and small yellow dots. The text "Enjoy SUMMER holidays!" is the central focus, with "Enjoy" and "holidays!" in white script and "SUMMER" in large, bold, pink 3D block letters. Various summer-themed icons are scattered around the text: a blue airplane, a bright yellow sun, two green palm trees, a pair of pink flip-flops, a blue anchor, a blue and yellow striped hot air balloon, a blue cocktail glass with a red drink and a green straw, a blue seashell, a pair of blue sunglasses, and a blue and green digital camera.

Enjoy
SUMMER
holidays!